外形尺寸及活动调节范围

# 轻型壁挂显示器支臂A228

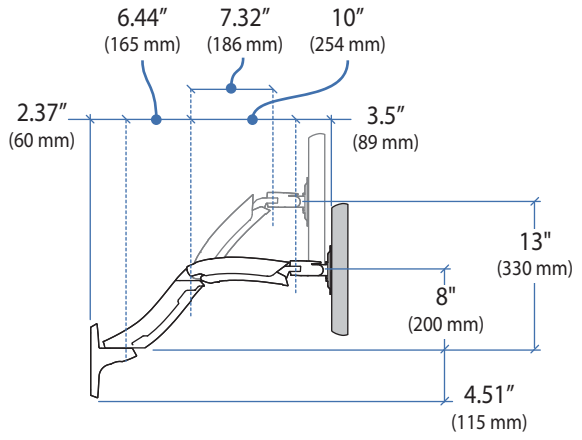


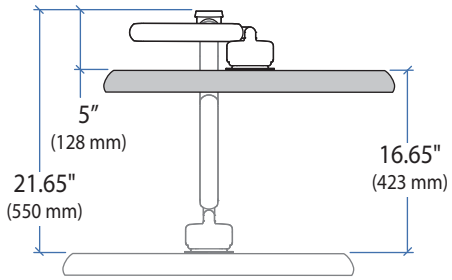


Top View

墙轨

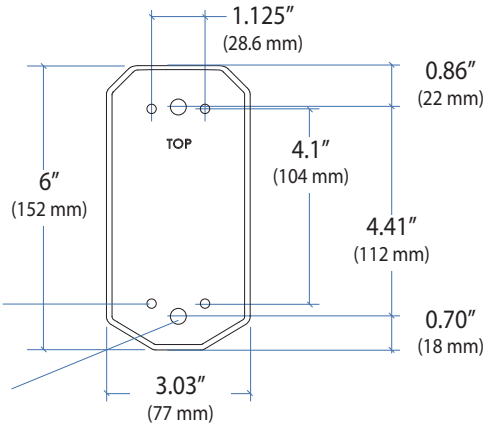


墙壁轨道安装
按钮头旋钮#10-24 X 5/8"(4处)

安装m8 X80mm或5/16"x3"，垫圈8毫米或垫圈8毫米或5/16"(2处)，
垫圈5/16"（2处）

运动范围

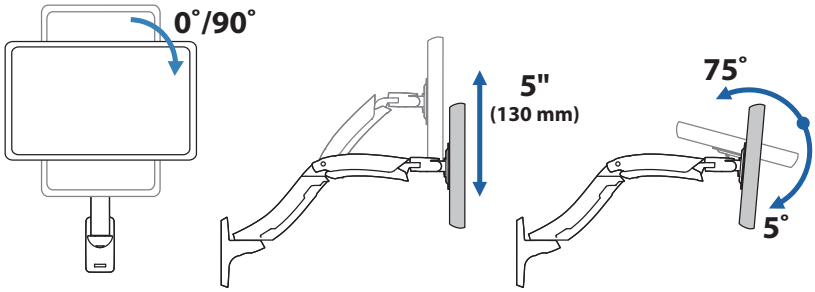


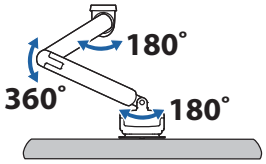


承载重量

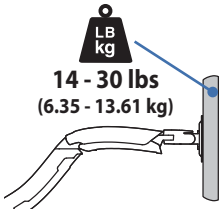



青野电子科技有限公司

www.aonoet.com 0769-82824802 0769-82824803

# 轻型壁挂显示器支臂A228

## 设备挂载

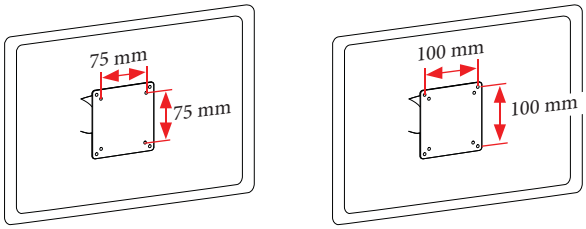


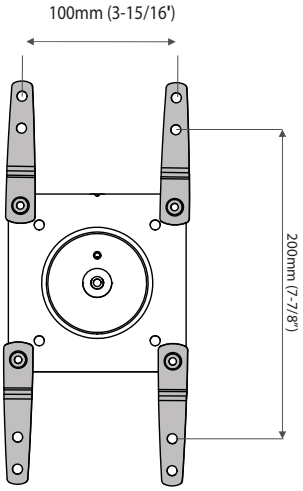


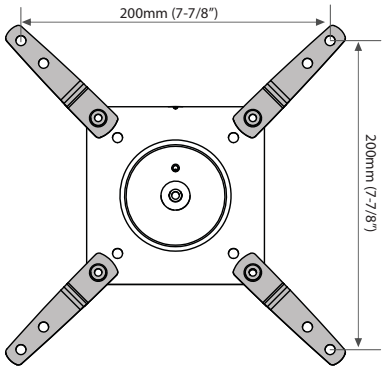


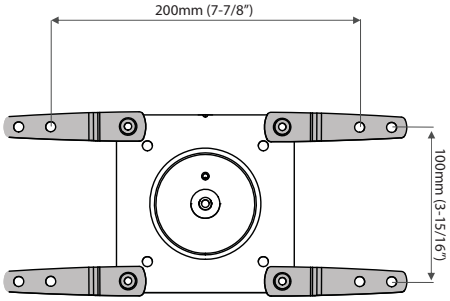


青野电子科技有限公司

www.aonoet.com 0769-82824802 0769-82824803

## 符合人体工程学的工作站的安装高度

这个安装高度是一个符合人体工程学的工作站的推荐，当设置为5'4"-5'9"（162.5-175cm）的人站高度和5'-5"-11（160-180cm）的人站高度时，该工作站可以容纳5'4"-5'9"（162.5-175cm）的人站高度。坐着。

如果用户高度不同于此值，则应更改安装高度以适应用户高度。（在用户高度每改变一英寸的安装高度，则改变一英寸的安装高度）

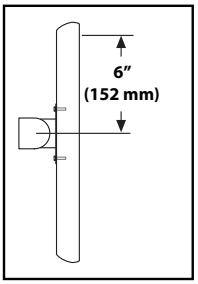


安装高度假设你的显示器安装孔的中心和屏幕顶部之间有6"（152毫米）的距离。

如果距离较小，则应相应地增加安装高度；如果距离较大，则应相应地降低安装高度。

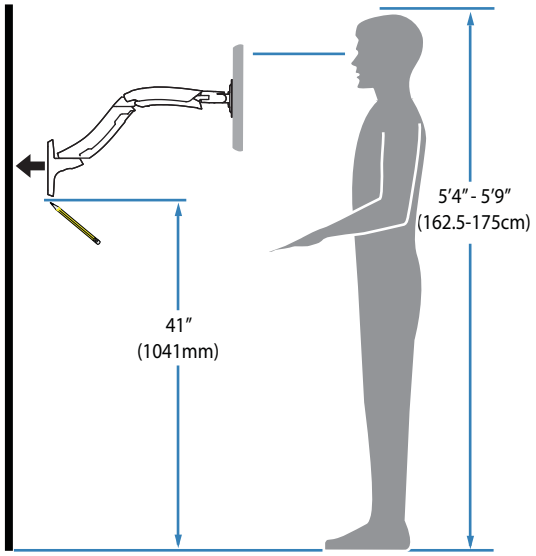


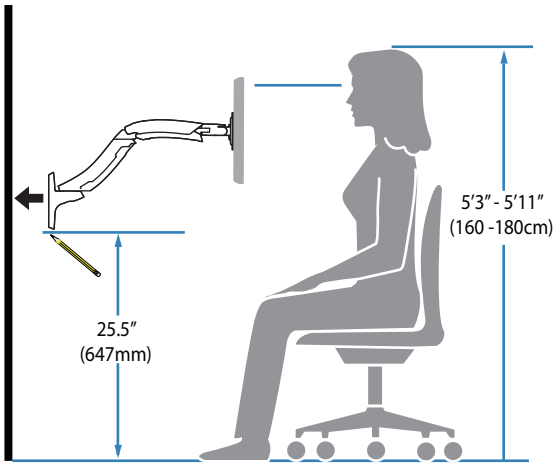


## 确定安装位置：

将支臂向后推靠墙的前视图

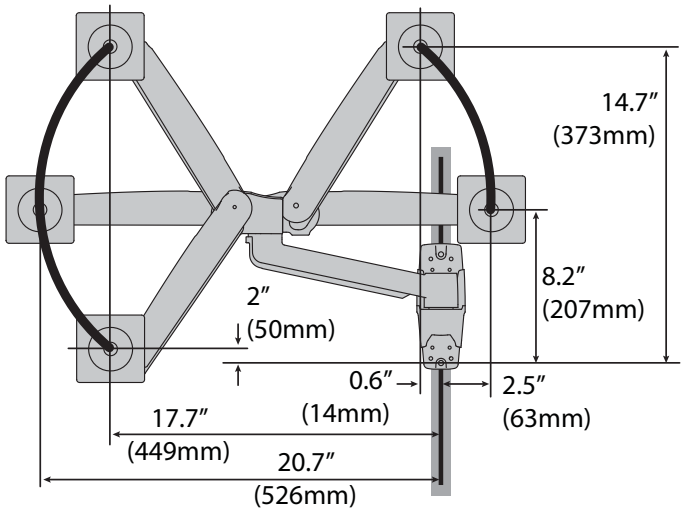


当从墙上拔出时，俯视图显示运动范围。.

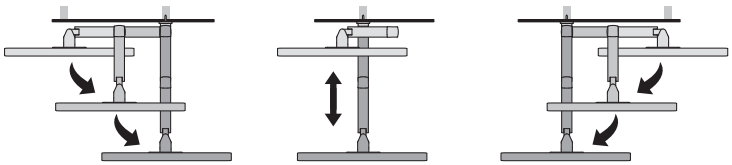

青野电子科技有限公司

www.aonoet.com 0769-82824802 0769-82824803