外形尺寸及活动调节范围

轻型壁挂显示器支臂A361

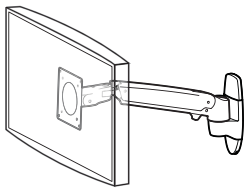

尺寸

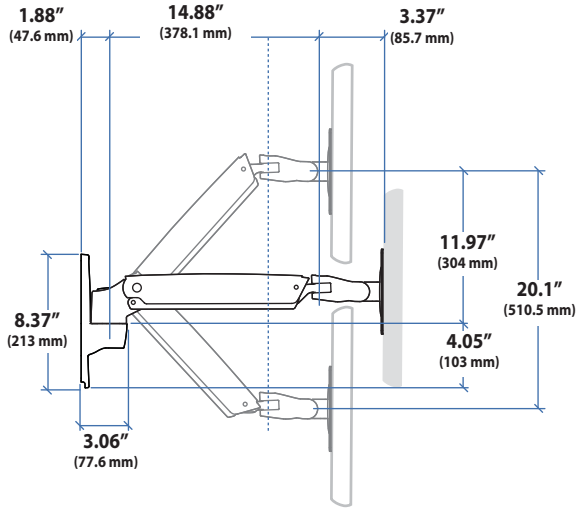

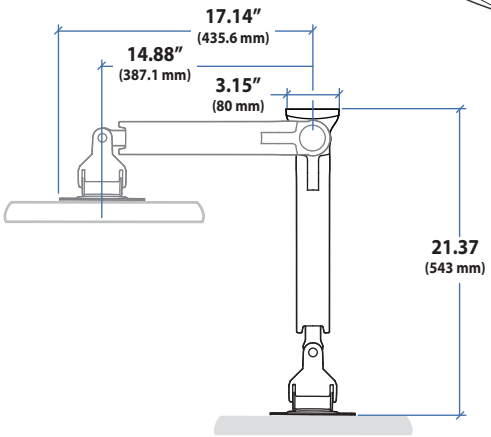

壁式托架

螺栓安装:
M8 x 80mm或5/16 " x3 "及平垫圈8mm或5/16 "(2个)

壁式托架安装:
按钮头带帽螺钉# 10 - 24x5 / 8 ”(4个)

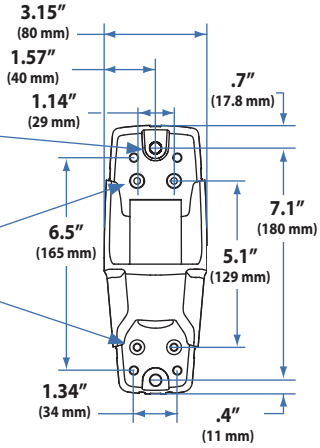

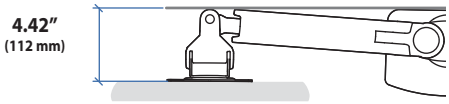

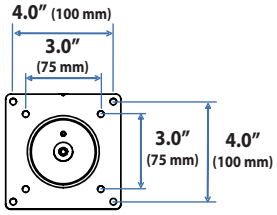

活动范围

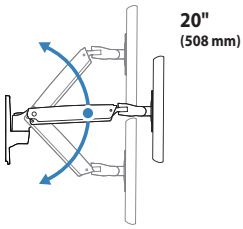

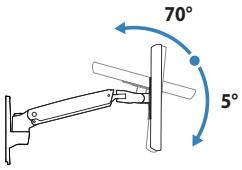

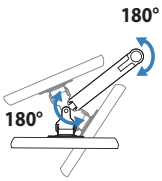

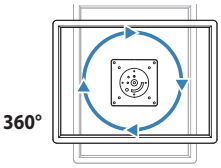

承载重量

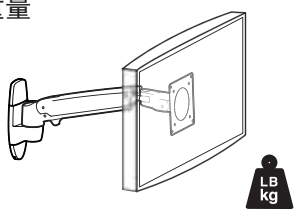

25 lbs (11.3 kg)

监测深度大于2.5 “ (64毫米)可能降低容量。

青野电子科技有限公司

www.aonoet.com 0769-82824802 0769-82824803

人体工程学工作站的安装高度

这个安装高度是一个符合人体工程学的工作站的推荐标准，它可以在安装时设置为5'0 ' -6'1 '(152-185厘米)的用户高度(152-185cm)，当设置为坐下时，用户高度为5'0 ' -6' 4 ' (152-193cm)。

如果用户身高在此范围以外，您应更改安装高度以适应用户身高。

（用户身高每相差一英寸则安装高度更改一英寸）。

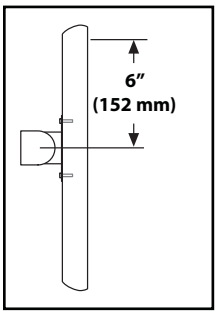

安装高度假设在显示器安装孔的中心和屏幕顶部之间有一个6英寸(152毫米)的距离。如果你的距离较小，你应该相应地增加安装高度，如果你的距离更大，你应该相应地减少安装高度。

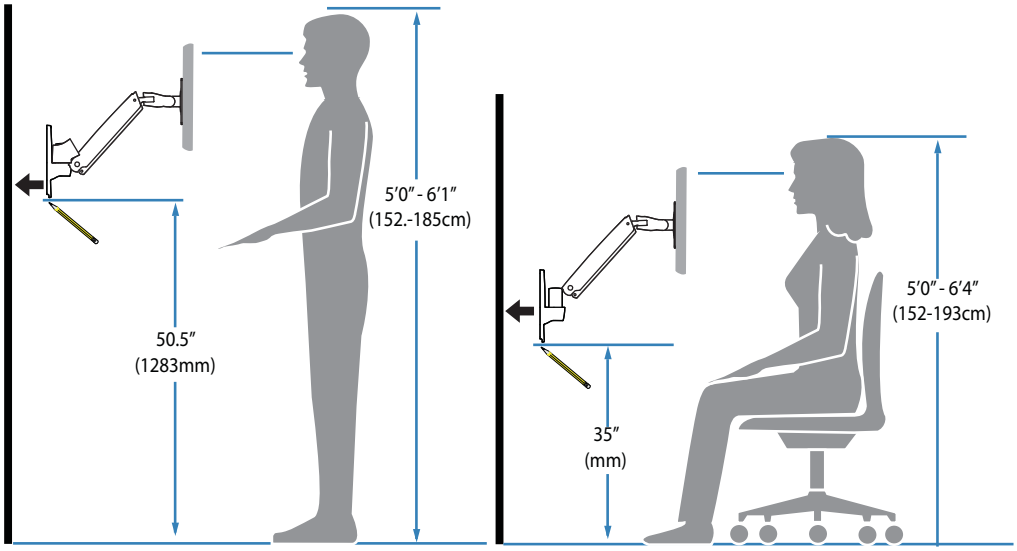

确定安装位置:

将支臂向后推靠墙的前视图

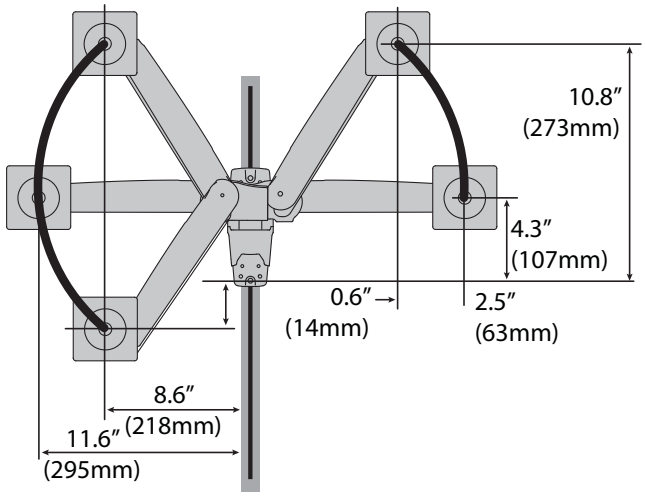

显示从墙壁拉出时运动范围的俯视图.

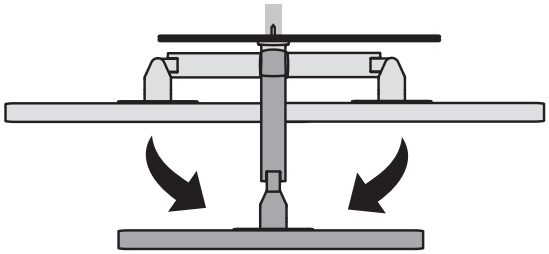

青野电子科技有限公司

www.aonoet.com 0769-82824802 0769-82824803